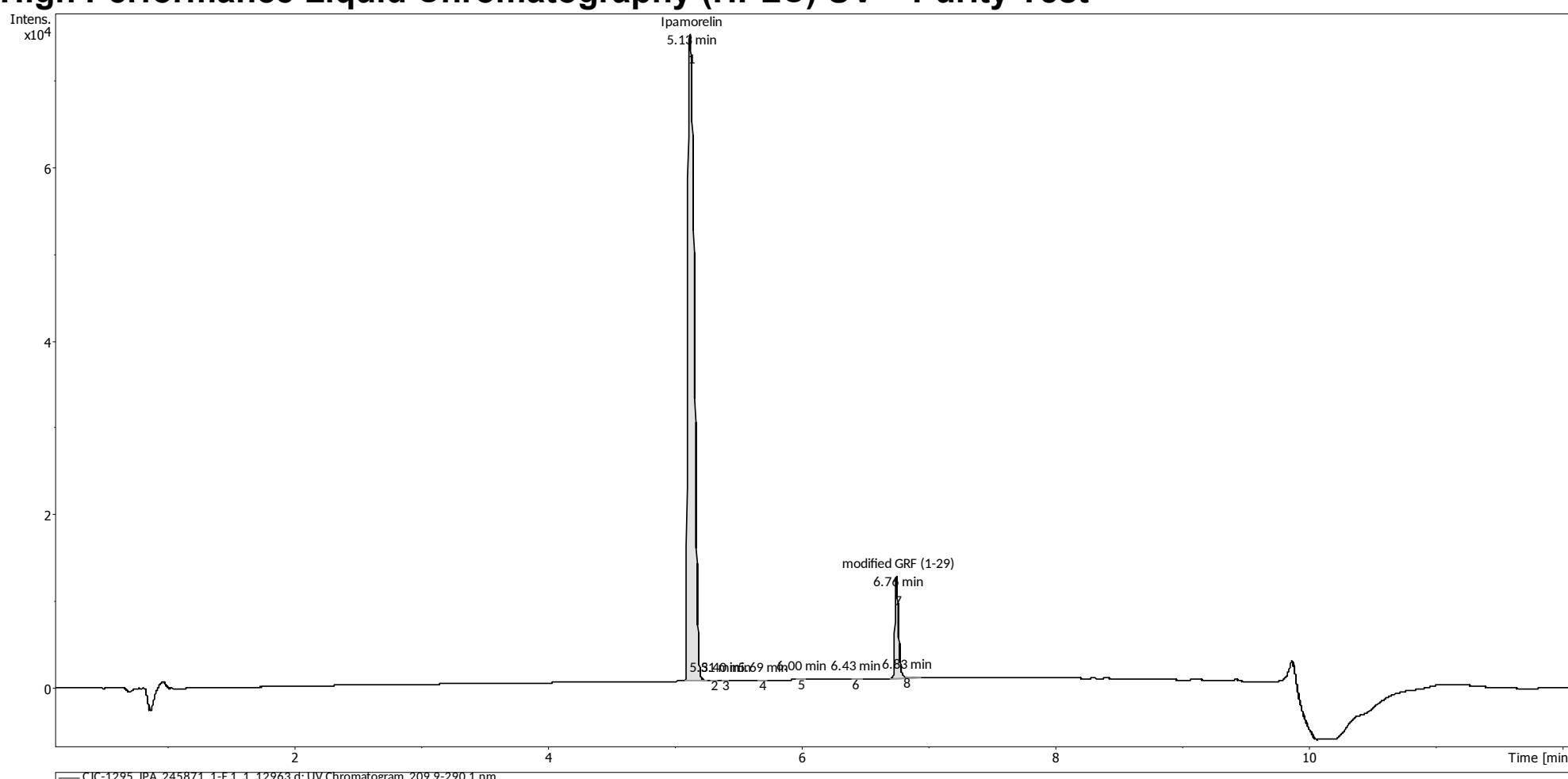


Certificate of Analysis

Ipamorelin 5mg, CJC-1295 no DAC 5mg

Compound : Ipamorelin, CJC-1295 no DAC **Client** : Reform Research Solutions LLC
Lot number : 245871
Analysis date : 2025-06-02
Purity % : 99.87%
Method : HPLC-UV-MS

High Performance Liquid Chromatography (HPLC) UV – Purity Test




PEAK LIST		Number of detected peaks: 8		
	Time (min)	Area	%Area	
1	5.13	2.66E+05	91.82	Ipamorelin
2	5.31	2.07E+01	0.01	
3	5.40	7.65E+01	0.03	
4	5.69	5.52E+01	0.02	
5	6.00	1.50E+02	0.05	
6	6.43	6.13E+01	0.02	
7	6.76	2.33E+04	8.05	CJC-1295 no DAC
8	6.83	3.81E+01	0.01	

Analysis Performed by
 Ken Pendarvis, ChE
 Analytical Chemist
 MZ Biolabs
contact@mzbiolabs.com

Overall Purity : 99.87

Note: Injectable peptides may contain salts and sugars to aid in solubility and act as pH buffers. These are not normally detected using UV and are not considered impurities.



2025-06-09



MZ Biolabs
2102 N Country Club Rd
Tucson, AZ 85716
contact@mzbiolabs.com
www.mzbiolabs.com

Ipamorelin 5mg, CJC-1295 no DAC 5mg

Mass Spectrometry (MS) – Identity Test

Identity confirmed using HPLC-MS

Molecular weight calculated using monoisotopic m/z values from mass spectrum

Note : Monoisotopic m/z values are not easily seen in full spectrum view for larger molecules and peptides.
The dominant isotopic peak (base peak) shown in the spectrum below can be used to approximate the average molecular weight frequently reported by vendors and databases as a secondary means of confirmation.

Ipamorelin

PubChem CID: 9831659

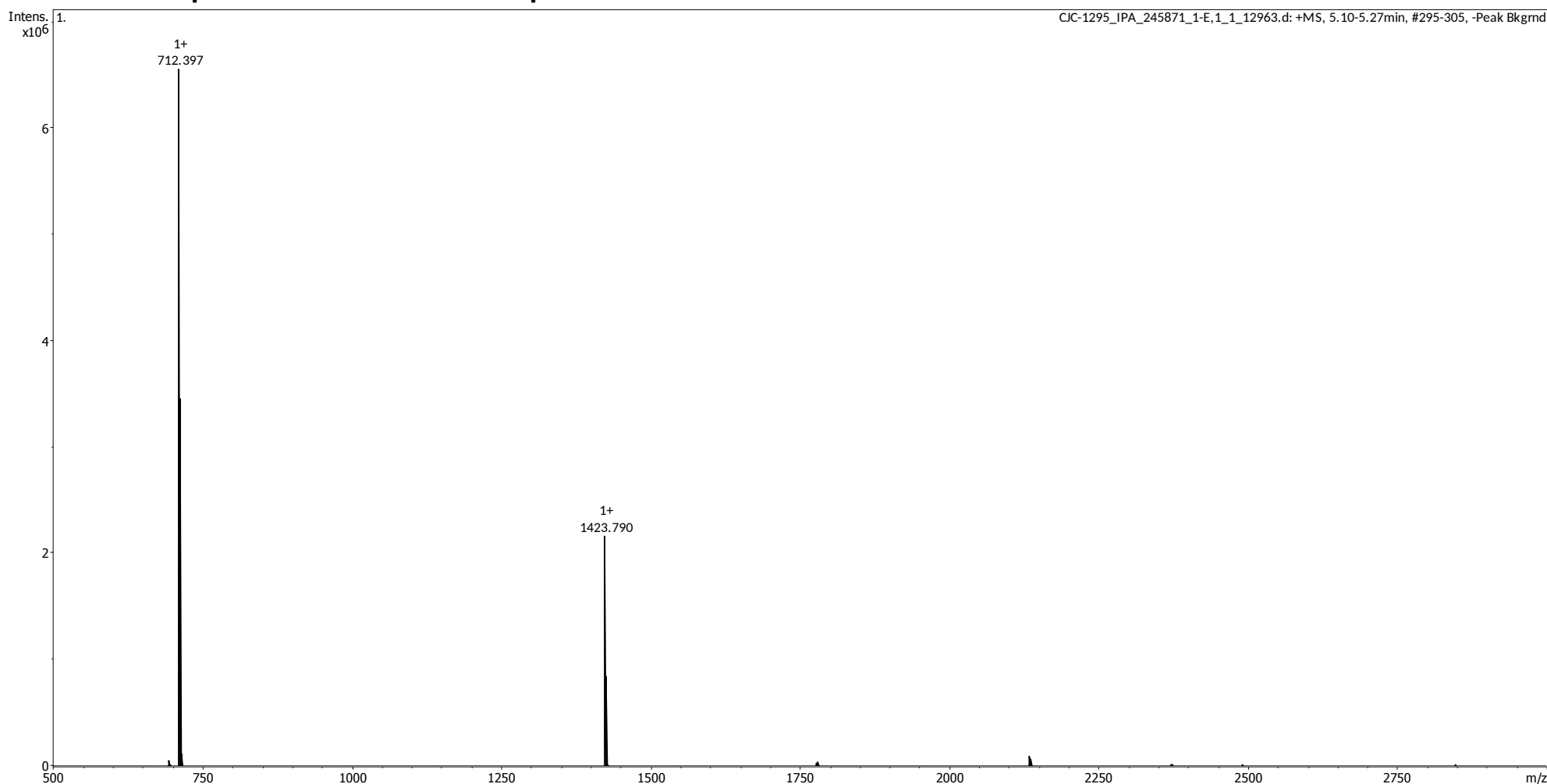
<https://pubchem.ncbi.nlm.nih.gov/compound/9831659>

Expected monoisotopic mass : 711.38 Da

Measured monoisotopic mass : 711.40 Da

Molecular weight confirmed

Ipamorelin recorded MS Spectrum



Analysis Performed by
Ken Pendarvis, ChE
Analytical Chemist
MZ Biolabs
contact@mzbiolabs.com

2025-06-09



MZ Biolabs
2102 N Country Club Rd
Tucson, AZ 85716
contact@mzbiolabs.com
www.mzbiolabs.com

Ipamorelin 5mg, CJC-1295 no DAC 5mg

Mass Spectrometry (MS) – Identity Test

Identity confirmed using HPLC-MS

Molecular weight calculated using monoisotopic m/z values from mass spectrum

Note : Monoisotopic m/z values are not easily seen in full spectrum view for larger molecules and peptides.
The dominant isotopic peak (base peak) shown in the spectrum below can be used to approximate the average molecular weight frequently reported by vendors and databases as a secondary means of confirmation.

CJC-1295 no DAC

PubChem CID: 91971820

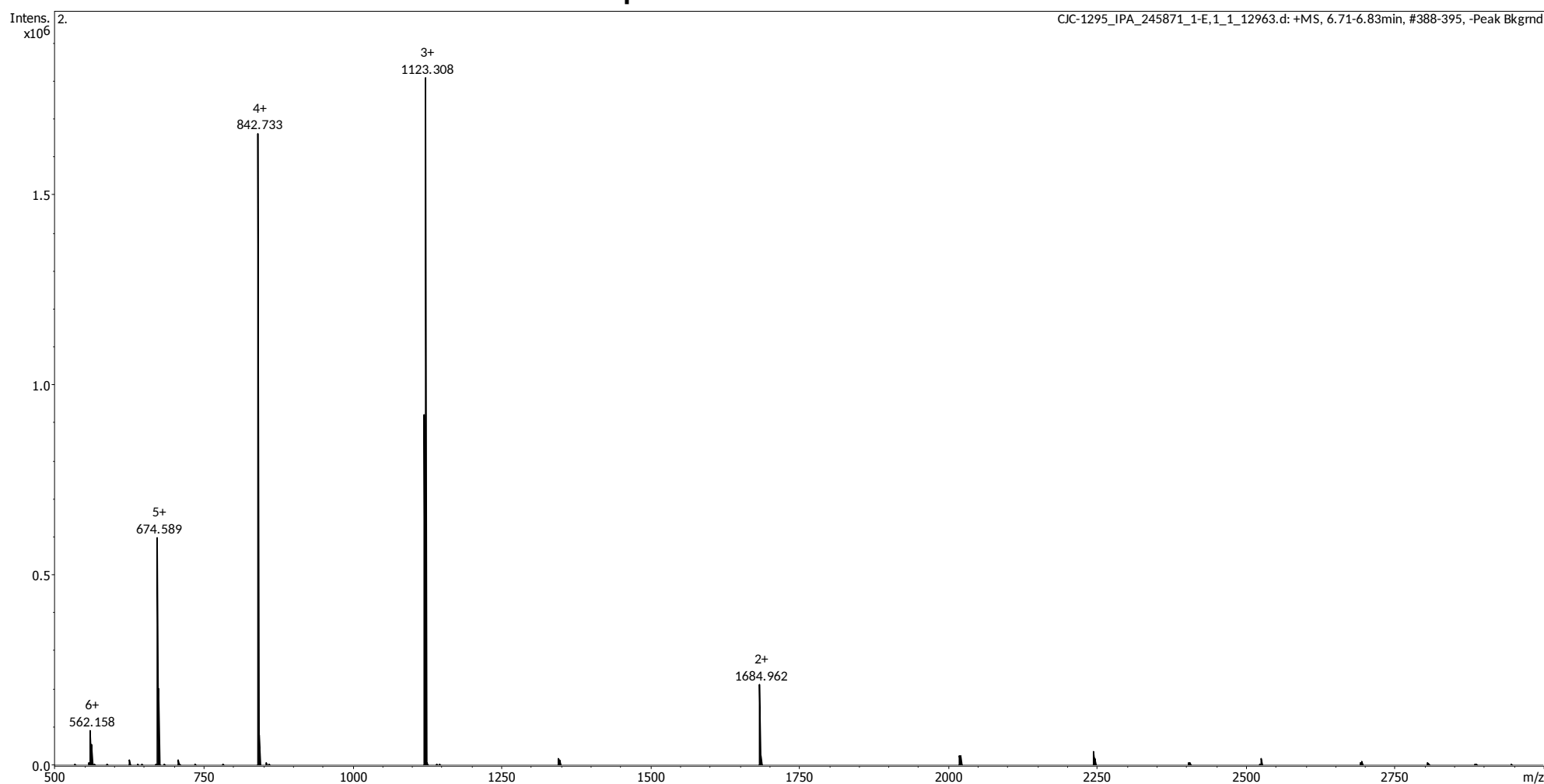
<https://pubchem.ncbi.nlm.nih.gov/compound/91971820>

Expected monoisotopic mass : 3365.89 Da

Measured monoisotopic mass : 3365.93 Da

Molecular weight confirmed

CJC-1295 no DAC recorded MS spectrum



Analysis Performed by
Ken Pendarvis, ChE
Analytical Chemist
MZ Biolabs
contact@mzbiolabs.com

2025-06-09